

## Kagiso Global Equity Fund August 2019

Date of issue: 12 September 2019

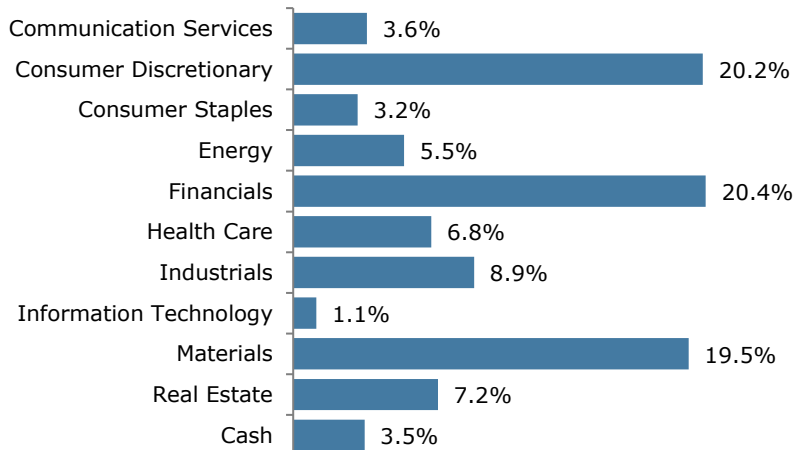


### Risk and reward profile



This fund aims to be fully invested in international equities and is positioned in our team's best ideas, which emanate from our bottom-up research process. This usually entails significant deviations from market cap-weighted benchmark positions. Active portfolio management is incorporated in search of an optimal risk/reward balance and consistent positive alpha.

### Asset and sector allocation



### Top 10 equity holdings

Siemens	5.5%	Bayer	3.9%
Prudential plc	5.3%	Brightsphere	3.8%
JD.com	4.9%	Sarana Menara	3.6%
Dupont de Nemours	4.5%	Sekisui Chemicals	3.6%
Evonik	3.9%	Corteva	3.6%
		<b>Total</b>	<b>42.6%</b>

**Pricing:** The Fund is valued and priced at 23:00 (Irish time) on each dealing day using the last traded price on each relevant market. The deadline for receiving instructions is 14:00 (South African time) each business day to ensure same day value. Forward pricing is used.

Kagiso Global Equity Fund is a sub-fund of Kagiso Global Asset Management ICAV. This Fund is managed by KBA Consulting Management Limited. The Fund and the Manager are authorised in Ireland and regulated by the Central Bank of Ireland.

Unit trusts are generally medium to long-term investments. The value of units will fluctuate and past performance should not be used as a guide for future performance. Kagiso does not provide any guarantee either with respect to the capital or the return of the portfolio(s). In addition, macroeconomic, political, foreign exchange, tax and settlement risks may apply. However, our robust investment process takes these factors into account. Unit trusts are traded at ruling prices and can engage in scrip lending and borrowing. Exchange rate movements, where applicable, may affect the value of underlying investments. Different classes of units may apply and are subject to different fees and charges. Kagiso has the right to close the portfolio to new investors in order to manage it more effectively in accordance with its mandate.

**Additional information:** Please read the Key investor information in conjunction with the Supplemental Deed of the fund and the Fund prospectus.



### Portfolio Manager

Gavin Wood  
BBusSc, FFA, CFA

### Fund objective

To provide strong capital growth and a total portfolio return that is in the top quartile for general equity funds.

**This fund is suitable for** investors who are in their wealth accumulation phase, seeking exposure to equity markets. A typical investor would be able to withstand short-term market fluctuations in pursuit of maximum capital growth over the long term.

### Invest with us

Client service: +(353)1 434-5122  
Email: Kagiso\_TA\_Queries@ntrs.com

### Fees and charges (excl VAT)

Initial fee		0.00%
Management fee	Class A	1.35% pa
	Class B	0.85% pa

**Fund registration no (ISIN)** IE00BD5FJD62

### Portfolio Manager

Gavin Wood is a founder of Kagiso Asset Management (2001) and has headed up the investment team since inception. He also serves as Executive Director. Previously he was an investment analyst with Coronation Fund Managers.

**Investment minimum**  
Class A \$10,000  
Class B \$1,000,001

**Benchmark** FTSE World Index

**Launch date** June 2018

**Fund size** \$14.04 million

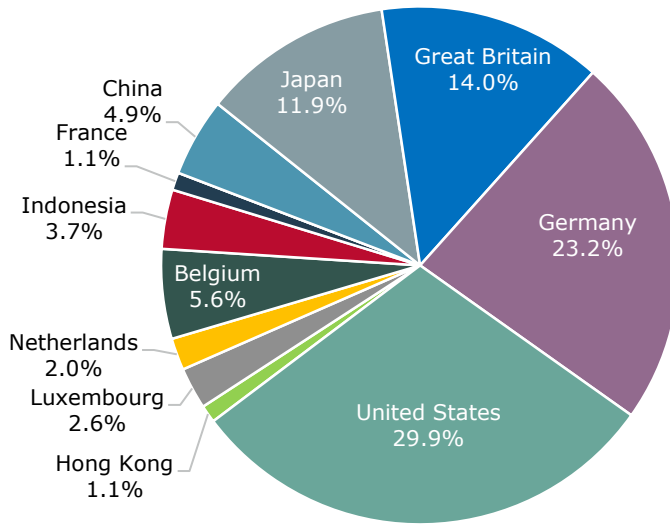
**Classification** Global Equity Fund

**Trustee** Northern Trust Fiduciary Services (Ireland) Limited

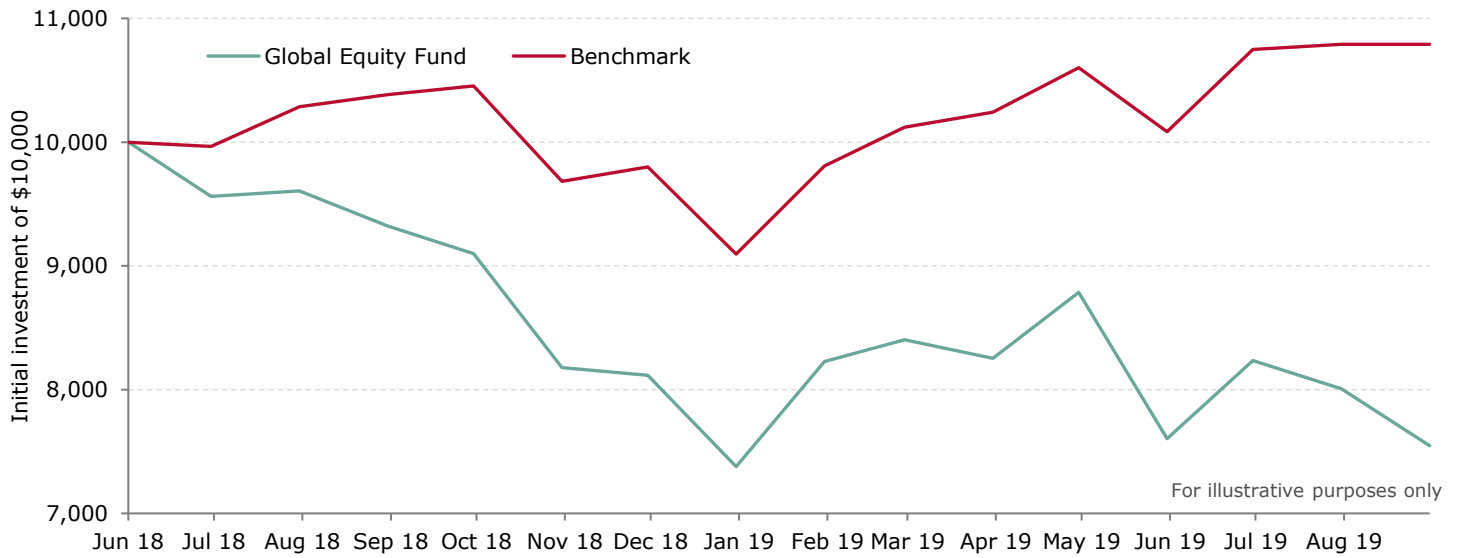
The Kagiso Global Equity Fund is approved for marketing in South Africa under S65 of the Collective Investment Schemes Control Act of 2002.

**Kagiso Global Equity Fund**  
August 2019

**Geographic allocation**



**Performance<sup>1</sup>**



Source: Kagiso Asset Management, Bloomberg

**Performance**

	Fund	Benchmark	Outperformance
1 year	-19.0%	3.9%	-22.9%
Since inception	-20.1%	6.3%	-26.4%

**Risk statistics**

	Fund	Benchmark

Not yet available

<sup>1</sup> Fund performance figures are gross of management fees and Capital Gains Tax and net of Withholding Tax. Calculations are based on a lump sum investment, with income reinvested and all performances are annualised. Please note that market and exchange rate fluctuations may affect the value, price or income of investments. Past performance should not be used as a guide for future performance.